

Beginning Student Materials

You can print this and use it as a checklist when shopping at your local music store!

Classical Guitar

Classical guitars are not provided. A classical guitar needs to be purchased in order to take lessons. I recommend either a beginners classical Yamaha or Takamine. They should cost between \$100 to \$200.00. You can differentiate a regular guitar from a classical guitar by looking at the strings. An acoustic or electrical guitar has steel strings and a **classical guitar has nylon strings**. I recommend getting D'Addario Strings on your classical guitar. You can find a classical guitar at your local Guitar Center store. You can find strings at the same store or at www.juststrings.com.



Foot Stool or a Suction Cup Mount

While playing, a classical guitar is positioned upwards and to the left of the performer. In order to achieve this position the guitar body rests on the musicians leg. A foot stool provides the lift for the performers left leg. Eventually a suction cup mount should be purchased to prevent back injuries from occurring over a long period of time. Foot stools can be found on Amazon.com or at your local Guitar Center. The suction cup mounts are harder to find and you can search on Google or order one from www.classicalguitarstore.com.


Sitting Position



Foot Stool






Suction Cup Mount



Classical Guitar Books

The book “**Solo Guitar I**” by **Frederick Noad** is very helpful to the beginning classical guitarist. I recommend getting this book in order to provide additional at home studies. In addition purchasing **Mateo Carcassi's Guitar Method** is useful for additional studies and exercises. If the student is unfamiliar with music theory then they may want to purchase a “**How to Read Music**” book for additional studies at home. These can be found on Amazon.com or at your local Guitar Center store.



Finger Nails

A classical guitarist uses their finger nails and the tip of their finger to pluck the strings of their guitar. Finger nails should extend past the tip of the finger about a 1/4" . This length is usually effective if achieving a good tone of sound from the strings. **In order to get the most out of your first lesson it may be best to let your fingernails grow for a week before taking your first lesson.**

